

Model: C500E6A

Powered by CUMMINS



Generator Specification

Service	PRP ⁽¹⁾	ESP ⁽²⁾
Power (kVA)	450	500
Power (kW)	360	400
Rated speed (r.p.m)	1800	
Standard voltage (V)	220/127V, 440/254V	
Rated at power factor(cos phi)	0.8	



AGG Power gensets are compliant with ISO 9001 and CE standard, which include the following directives:

- 2006/42/EC Machinery safety.
- 2006/95/EC Low voltage
- EN 60204-1: 2006+A1: 2009, EN ISO 12100: 2010, EN ISO 13849-1: 2008, EN 12601 : 2010

(1) PRP (Prime Power):

According to ISO8528-1, prime power is the maximum power available during a variable power sequence, which may be run for an unlimited number of hours per year, between stated maintenance intervals. The permissible average power output during at 24 hours period shall not exceed 80% of the prime power. 10% overload available for governing purposes only.

(2) ESP (Standby Power):

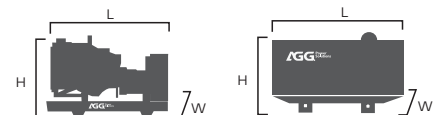
According to ISO 8528-1, It is defined as the maximum power available, under the agreed operating conditions, for which the generating set is capable of delivering for up to 500 hours of operation per year (of which no more than 300 hours for continuative use) with the maintenance intervals and procedures being carried out as prescribed by the manufacturers. No overload capability is available.

Powers Voltage (V)	ESP		PRP		Standby Amps
	KVA	KW	KVA	KW	
480/277	500	400	450	360	601.4
440/254	500	400	450	360	656.1
380/220	500	400	450	360	759.7
220/127	500	400	450	360	1312.2
230/133	500	400	450	360	1255.1

Performance Data		
Model	C500E6A	
Engine brand	Cummins	
Engine model	QSX15G8	
Speed control type	ECM	
Phase	3	
Control system	Digital	
Starter motor voltage	24V	
Frequency	60HZ	
Engine speed (RPM)	1800	
Fuel Consumption (L/H)	100% standby power	107
	100% prime power	97.6
	75% prime power	75.2
	50% prime power	53.4

Standard reference Conditions

Note: Standard reference condition 25°C (77°F) air inlet temp, 100m(328ft) A.S.L 30% relative humidity. Fuel consumption dat with diesel fuel with specific gravity of 0.85 and conforming to BS 2869: 1998 , Class A2



Dimension and Weight

Dimension	Open	Silent
Length (L)	REQ	REQ
Width (W)	REQ	REQ
Height (H)	REQ	REQ
Net Weight	REQ	REQ
Fuel Tank (L)	REQ	REQ

■ Engine Specification: QSX15G8

Basic technical data	
No. of cylinders	6
Cylinder arrangement	In-line
Cycle	4 stroke
Induction system	Turbocharged&Charge Air Cooled
Compression ratio	17:1
Bore	137mm
Stroke	169mm
Displacement	15L
Engine idle speed	675-775rpm
Approximate engine weight	1370kg

Cooling system	
Coolant capacity-engine	24L
Maximum coolant friction head external to engine:	
-1800 rpm	69kPa
-1500 rpm	55kPa
Maximum static head of coolant above engine crank centerline	14m
Standard Thermostat (Modulating) Range	82-93°C
Minimum Pressure Cap	70kPa
Maximum Top Tank Temperature for Standby / Prime Power	110/104°C

Fuel system	
Injection system	Cummins HPI-TP
Governor type	ECM
Maximum Fuel Flow to Injection Pump	424l/h
Maximum fuel inlet temperature	71°C
Total drain flow (constant for all loads)	/

Air intake system	
Maximum intake air restriction with heavy duty air cleaner:	
-Dirty element	25 in H2O
-Clean element	15 in H2O

Lubrication system	
Engine oil pressure for engine protection devices:	
— Idle speed(Minimum)	138kPa
— Governed speed(Maximum)	/
Maximum oil temperature	121°C
Minimum required lube system capacity-sump plus filters	91L

Electrical system	
Cranking motor (Heavy duty, positive engagement)	24V
Battery charging system, negative ground	/
Maximum allowable resistance of cranking circuit	0.002ohm
Minimum recommended battery capacity- cold soak	1425CCA

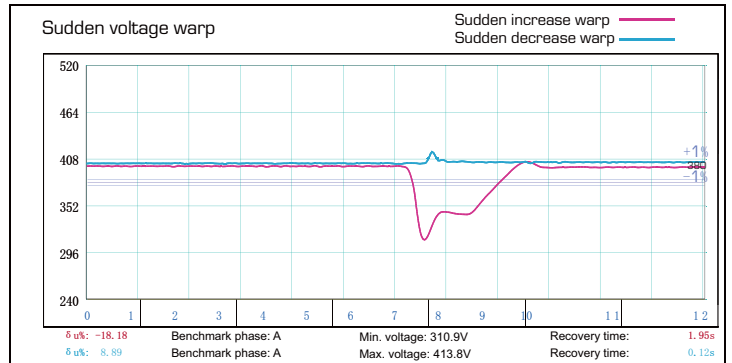
General installation	Prime power
Gross engine power output	414kw
Piston speed	10.1m/s
Friction horsepower	52kW
Engine water flow to engine	6.6l/s
Intake air flow	595l/s
Exhaust gas flow	1370l/s
Exhaust gas temperature	435°C
Radiated heat to ambient	37kW
Heat rejection to coolant	122kW
Heat rejection to fuel	8kW

■ Alternator Specification

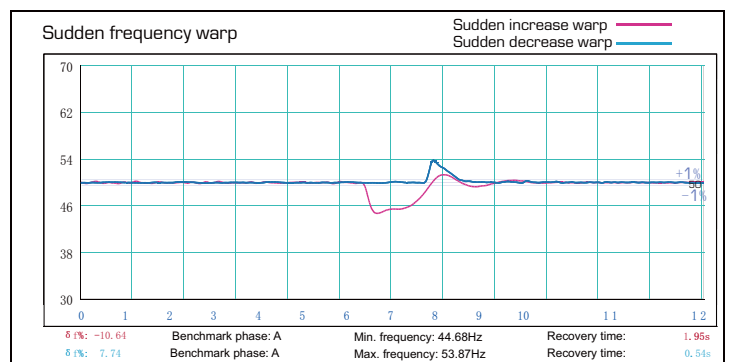
Alternator	
Number of phase	3
Power factor (Cos Phi)	0.8
Poles	4
Winding Connections (standard)	Star-serie
Terminals	12
Insulation type	H class
Winding Pitch	2/3
IP rating	IP23
Excitation system	Self-excited
Bearing	Single bearing
Coating	Vacuum impregnation
Voltage regulator	A.V.R
Couping	Flexible disc



Emergency voltage curve



Emergency frequency curve



■ Options

Engine	Alternator	Generator Sets	Fuel System
<ul style="list-style-type: none"> Water Jacket Pre-heater Fuel heater 	<ul style="list-style-type: none"> Winding Temp measuring Instrument Alternator Pre-heater PMG Anti-damp and anti-corrosion treatment Anti-condensation heater Winding and bearing RTD 	<ul style="list-style-type: none"> Tools with the machine Extended range fuel tank Bunded fuel tank 	<ul style="list-style-type: none"> Low fuel level alarm Automatic fuel feeding system Fuel T-valves
Canopy	Lub oil system	Cooling System	Control Panel
<ul style="list-style-type: none"> Rental type Canopy Trailer 	<ul style="list-style-type: none"> Oil Pre-heater Oil temp sensor 	<ul style="list-style-type: none"> Front heat protection 	<ul style="list-style-type: none"> Remote control panel ATS Synchronizing controller Adjustable earth leakage relay

Control Panel

Configuration

- Emergency stop button
- Protection MCB
- Battery charger
- Integrated aviation plug
- ATS connection
- Digital control module

Features

- 3 phase generator set monitoring
- Support of engines equipped with electronic control unit
- Comprehensive diagnostic message
- Automatic or manual start/stop of the gensets
- Push buttons for simple control, lamp test
- Graphic back-lit LCD display
- Parameters adjustable via keyboard or PC
- Mains measurements (50HZ/60HZ)
- Generator measurements (50HZ/60HZ)
- Comprehensive shutdown or warning on fault condition
- 3 phase Generator protections
 - Over-/under voltage
 - Over-/under frequency
 - Current/voltage asymmetry
 - Over current/overload
- 3 phase AMF function
 - Over-/under frequency
 - Over-/under voltage
 - Voltage asymmetry
- Configurable analog inputs
- Battery voltage, engine speed (pick-up) measurement
- Configurable programmable binary inputs and outputs
- Warm-up and cooling functions
- Generator C.B. and Mains C.B. control with feedback and return timer
- RS232 interface
- Modem communication support
- Hours counter
- Sealed to Ip65
- Event log

Benefits

- Less wiring and components
- Integrated solution
- Less engineering and programming
- User friendly set-up and button layout
- Module can be configured to suit individual applications
- PC software for simplified configuration
- Wide range of communication capabilities

Operation conditions

- Operation temp: -20 °C to + 70 °C
- Storage temp: -30 °C to + 80 °C
- Operating humidity: 95% w/o condensation
- Vibration : 5-25Hz, ± 1.6 mm
5-100Hz, a=4g
- Shocks: a= 500m/s²

Options

- Ethernet interface (Remote monitoring and control)
- GSM modem/wireless internet (Remote monitoring and control)
- RS232-RS485 Dual port interface
- Synchronizing control panel
- Distribution board with sockets kit and power busbar
- Battery trickle charge ammeter
- Earth leakage protection
- Earth fault protection
- Low fuel level alarm
- Low fuel level shutdown
- High fuel level alarm
- Fuel transfer system control
- Low coolant level shutdown
- High lube oil temp shutdown
- Overload via alarm switch on breaker
- Engine coolant heater controls
- Control panel heater
- Speed adjust switch
- Oil temp displayed on LCD screen
- Additional 8 inputs and outputs