


CU1250D5 | INDUSTRIAL RANGE POWERED BY CUMMINS



POWER DEFINITION

PRP: Prime Power is available for an unlimited number of annual operating hours in variable load applications, in accordance with ISO 8528-1.

ESP: The standby power rating is applicable for supplying emergency power in variable load applications in accordance with ISO 8528-1. Overload is not allowed.

TERMS OF USE

According to the standard, the nominal power assigned by the genset is given for 25 °C Air Inlet Temperature, of a barometric pressure of 100 kPa (100 m A.S.L.), and 30 % relative humidity. For particular conditions in your installation, refer to the derating table.


TERMS OF USE

For the generating sets used indoors, where the acoustic pressure levels depend on the installation conditions, it is not possible to specify the ambient noise level in the exploitation and maintenance instructions.

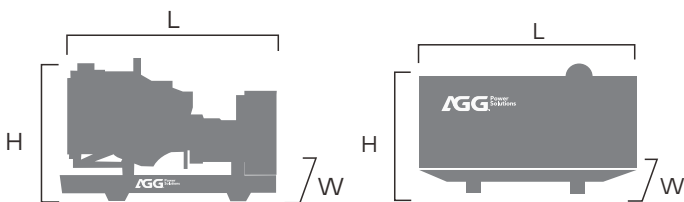
You will also find in our exploitation and maintenance instructions a warning concerning the air noise dangers and the need to implement appropriate preventive measures.

SERVICE		PRP	EPS
POWER	kVA	1125	1250
POWER	kW	900	1000
RATED SPEED	r.p.m	1500	
STANDARD VOLTAGE	V	400/230	
AVAILABLE VOLTAGES	V	380/220 · 415/240	
RATED AT POWER FACTOR	Cos Phi	0,8	

Generator Specification

-  WATER-COOLED
-  THREE PHASE
-  50 HZ
-  DIESEL
-  DUAL-WALL FUEL TANK (Optional)

Weight And Dimensions



Dimension		Open	Silent
Length(L)	mm	4290	5815
Width(W)	mm	2060	2290
Height(H)	mm	2250	2550
Net Weight	Kg	9920	10084
Fuel Tank	L	1000	1000



Engine Specifications

General Engine Data

Engine brand	CUMMINS	
Engine ref.	KTA38G9	
Engine type	4-stroke diesel	
Governor type	Electronic	
Injection	Direct	
Aspiration	Turbocharged and Aftercooled	
Number of cylinders and arrangement	12-V	
Bore and stroke	mm	159*159
Displacement	L	37.8
Cooling system	Water-cooled	

General Engine Data

Lube oil consumption with full load	0.5%-1% of fuel consumption	
Compression Ratio	13.9:1	
Engine oil capacity	L	135
Total coolant capacity	L	225
Air Filter	Type	Dry

Fuel

Consumption @ 100% load ESP	L/H	256.0
Consumption @ 100% load PRP	L/H	TBD
Consumption @ 75% load PRP	L/H	TBD
Consumption @ 50% load PRP	L/H	TBD



- Diesel engine
- 4-stroke cycle
- Water-cooled
- 12V electrical system
- Water separator filter
- Dry air filter
- Radiator with pusher fan
- Electronic governor
- Hot parts protection
- Moving parts protection
- Water jacked heater (Optional)
- Radiator water level sensor (Optional)
- Oil heater (Optional)
- Heavy duty air filter (Optional)

Alternator Specifications

Alternator Specifications

Number of phase	3
Power factor (Cos Phi)	0.8
Poles	4
Winding Connections (standard)	Star-serie
Insulation	H class
Enclosure(according IEC-34-5)	IP23

Alternator Specifications

Excitation system	TBD
Voltage regulator	AVR (Electronic)
No. of bearings	Single bearing
Coupling system	Flexible disc
Coating type	Standard (Vacuum impregnation)



- Self-excited and self-regulated
- IP23 protection
- H class insulation
- Alternator pre-heater (Optional)
- Winding temp. measuring instrument (Optional)
- PMG/AREP/MAUX (Optional)

Application Data

Fuel system

Fuel oil specifications		Diesel
Standard fuel tank capacity (Open)	L	1000
Standard fuel tank capacity (Silent)	L	1000

Air system

Intake air flow	L/s	1309
Cooling air flow	L/s	TBD

Exhaust system

Maximum exhaust temperature	°C	529
Exhaust gas flow	L/s	3540
Maximum allowed back pressure	kPa	10

Starting System

Starting power	kW	17.9
Recommended batter	Ah	120
Number of Batteries		2
Auxiliary voltage	Vdc	24

Genset version

- Steel chasis
- Emergency stop button
- Anti-vibration shock absorbers
- Trailer type (Optional)
- Chassis with integrated fuel tank
- Fuel level gauge
- High mechanical strength
- Epoxy polyester powder coating
- Fuel tank drain plug
- Steel residential silencer - 20dbA attenuation
- Battery charger
- Stackable canopy design

This document is not contractual - The AGG company reserves the right to modify any of the characteristics stated in this document without notice, in a constant effort to improve the quality of its products. *ISO 8528. .

AGG Power gensets are compliant with ISO 9001 and CE standard, which include the following directives:

·2006/42/EC Machinery safety.

·2006/95/EC Low voltage

·EN 60204-1: 2006+A1: 2009, EN ISO 12100: 2010, EN ISO 13849-1: 2008, EN 12601 : 2010

Standard reference Conditions

Ambient conditions of reference according to ISO 8528-1:2018 normative: 1000 mbar, 25°C, 30% relative humidity.

Weights and dimensions based on standard products. Illustrations may include optional equipment.

Technical data described in this catalogue correspond to the available information at the moment of printing.

Control Panel Data

Features of the Control Panel	Basic Model (Standard)	Advanced Model (Optional)
• Voltage between phases	○	○
• Voltage between neutral and phase	○	○
• Current intensities	○	○
• Frequency	○	○
• Apparent power [Kva]	○	○
• Active power [Kw]	○	○
• Reactive power [kVAr]	○	○
• Power factor	○	○
• Voltage between phases	○	○
• Emergency stop	○	○
• Binary inputs	6/6	7/7
• Analog inputs	3	3
• 2x10A Current outputs	○	—
• I/O Configuration	○/○	○/○
• D+ Function	○	○
• Speed sensor	○	○
• Amf/Mrs	○/○	○/○
• GCB/MCB	○/○	○/○
• 3ph voltage measurement Gen./Mains	○/○	○/○
• 3ph current measurement	○	○
• kW/kWh/Kva	○	○
• Engine reading	○	○
• Engine protection	○	○
• Alternator protection	○	○
• Earth current protection	—	*
• History file	150	350
• RTC/Battery	○/—	○/○
• PLC	—	—
• 4G	*	—
• Airgate	—	*
• ECU CAN	○	○
• MODBUS	*	*
• MODBUS IP	*	*
• SNMP	—	*
• SNMP TRAPS	—	—
• RS232	*	*
• RS485	*	*
• GSM/GPRS modem	*	*
• Remote screen	*	*
• Software for PC	*	*
Standard: ○	Optional: *	Not Available: —

AGG UK | AGG China | AGG USA | AGG UAE

info@agppower.com | www.agppower.com

Follow us @ AGGPOWER

Follow us @facebook.com/agppowergroup

Follow us @linkedin.com/company/agg-power