

Model: CU2750E6

Powered by CUMMINS



Generator Specification

Service	PRP ⁽¹⁾	ESP ⁽²⁾
Power (kVA)	2250	2750
Power (kW)	1800	2200
Rated speed (r.p.m)	1800	
Standard voltage (V)	440/254V	
Rated at power factor(cos phi)	0.8	



AGG Power gensets are compliant with ISO 9001 and CE standard, which include the following directives:

- 2006/42/EC Machinery safety.
- 2006/95/EC Low voltage
- EN 60204-1: 2006+A1: 2009, EN ISO 12100: 2010, EN ISO 13849-1: 2008, EN 12601 : 2010

(1) PRP (Prime Power):

According to ISO8528-1, prime power is the maximum power available during a variable power sequence, which may be run for an unlimited number of hours per year, between stated maintenance intervals. The permissible average power output during at 24 hours period shall not exceed 80% of the prime power. 10% overload available for governing purposes only.

(2) ESP (Standby Power):

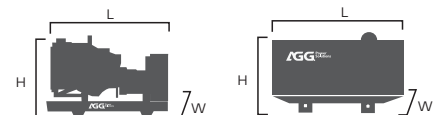
According to ISO 8528-1, It is defined as the maximum power available, under the agreed operating conditions, for which the generating set is capable of delivering for up to 500 hours of operation per year (of which no more than 300 hours for continuative use) with the maintenance intervals and procedures being carried out as prescribed by the manufacturers. No overload capability is available.

Powers Voltage (V)	ESP		PRP		Standby Amps
	KVA	KW	KVA	KW	
480/277	2750	2200	2250	1800	3307.8
440/254	2750	2200	2250	1800	3608.5
380/220	2750	2200	2250	1800	4178.3
220/127	2750	2200	2250	1800	7217.1
208/120	2750	2200	2250	1800	7633.5

Performance Data		
Model	CU2750E6	
Engine brand	Cummins	
Engine model	QSK60G14	
Speed control type	ECM	
Phase	3	
Control system	Digital	
Starter motor voltage	24V	
Frequency	60HZ	
Engine speed (RPM)	1800	
Fuel Consumption (L/H)	100% standby power	598
	100% prime power	485
	75% prime power	398
	50% prime power	291

Standard reference Conditions

Note: Standard reference condition 25°C (77°F) air inlet temp, 100m(328ft) A.S.L 30% relative humidity. Fuel consumption dat with diesel fuel with specific gravity of 0.85 and conforming to BS 2869: 1998 , Class A2



Dimension and Weight		
Dimension	Open	Silent
Length (L)	-	12192mm
Width (W)	-	2438mm
Height (H)	-	2896mm
Net Weight	-	-
Fuel Tank (L)	-	-

■ Engine Specification: QSK60G14

Basic technical data

No. of cylinders	16
Cylinder arrangement	60° Vee
Cycle	4 stroke
Induction system	Turbocharged
Compression ratio	14.5:1
Bore	159mm
Stroke	190mm
Displacement	60.2L
Engine idle speed	700-900rpm
Approximate engine weight	7920kg

Cooling system

Coolant Capacity	159L
Jacket Water Circuit Requirements	
Maximum Coolant Friction Head External to Engine	
- 1,800 RPM	69kPa
Maximum Top Tank Temperature for	
Standby	104°C
Prime Power	100°C
(Modulating) Range	
Minimum Pressure Cap	/
Maximum Top Tank Temperature	
for Standby / Prime Power	/

Fuel system

Injection system	Cummins MCRS
Governor type	ECM
Typical Clean Fuel Filter Restriction	6.7kPa
Maximum Fuel Flow to Injector Pump	/
Maximum Fuel Inlet Temperature	70°C

Air intake system

Maximum Intake Air Restriction	
Dirty Filter Element	6.2kPa
with Clean Filter Element	3.7kPa

Lubrication system

Oil Pressure	
Idle Speed	138kPa
Governed Speed	345-483kPa
Maximum Oil Temperature	121°C
Oil Capacity with OP 6107 Oil Pan:	
Low - High	231L-261L
Total System Capacity	280L

Electrical system

Cranking motor (Heavy duty, positive engagement)	24V
Battery charging system, negative ground	55 Amp
Maximum Allowable Resistance of Cranking Circuit	0.002ohm
Minimum recommended battery capacity- cold soak	/

General installation

Prime power

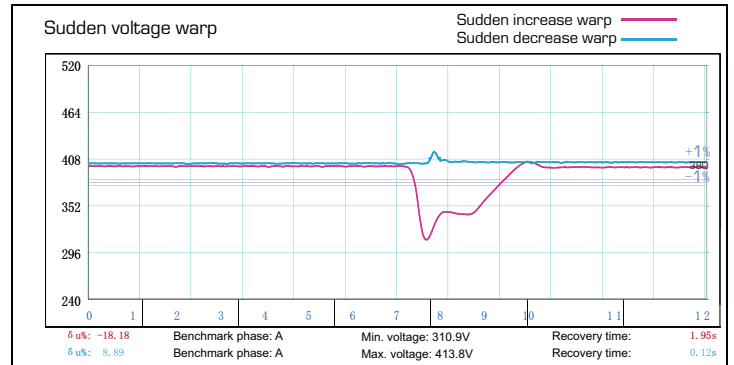
Gross engine power output	1980kW
Piston speed	11.4m/s
Friction horsepower	207kW
Brake Mean Effective Pressure	2193kPa
Intake air flow	2790l/s
Exhaust gas flow	6705l/s
Exhaust gas temperature	460°C
Radiated heat to ambient	195kW
Heat Rejection to Exhaust	1380kW
Heat Rejection to Jacket Radiator	840kW

■ Alternator Specification

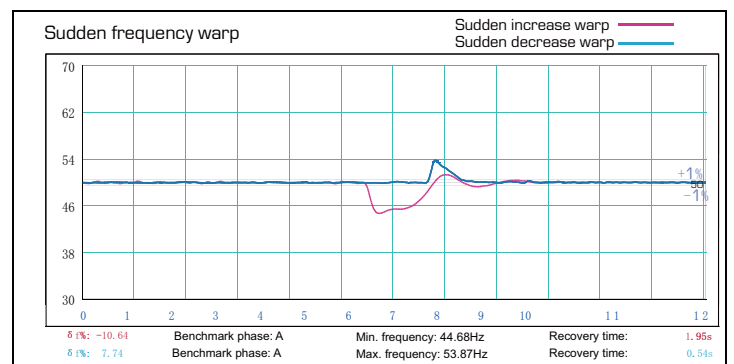
Alternator	
Number of phase	3
Power factor (Cos Phi)	0.8
Poles	4
Winding Connections (standard)	Star-serie
Terminals	12
Insulation type	H class
Winding Pitch	2/3
IP rating	IP23
Excitation system	Self-excited
Bearing	Single bearing
Coating	Vacuum impregnation
Voltage regulator	A.V.R
Couping	Flexible disc



Emergency voltage curve



Emergency frequency curve



■ Options

Engine	Alternator	Generator Sets	Fuel System
<ul style="list-style-type: none"> Water Jacket Pre-heater Fuel heater 	<ul style="list-style-type: none"> Winding Temp measuring Instrument Alternator Pre-heater PMG Anti-damp and anti-corrosion treatment Anti-condensation heater Winding and bearing RTD 	<ul style="list-style-type: none"> Tools with the machine Extended range fuel tank Bunded fuel tank 	<ul style="list-style-type: none"> Low fuel level alarm Automatic fuel feeding system Fuel T-valves
Canopy	Lub oil system	Cooling System	Control Panel
<ul style="list-style-type: none"> Rental type Canopy Trailer 	<ul style="list-style-type: none"> Oil Pre-heater Oil temp sensor 	<ul style="list-style-type: none"> Front heat protection 	<ul style="list-style-type: none"> Remote control panel ATS Synchronizing controller Adjustable earth leakage relay

■ Control Panel

Configuration

- Emergency stop button
- Protection MCB
- Battery charger
- Integrated aviation plug
- ATS connection
- Digital control module

Features

- 3 phase generator set monitoring
- Support of engines equipped with electronic control unit
- Comprehensive diagnostic message
- Automatic or manual start/stop of the gensets
- Push buttons for simple control, lamp test
- Graphic back-lit LCD display
- Parameters adjustable via keyboard or PC
- Mains measurements (50HZ/60HZ)
- Generator measurements (50HZ/60HZ)
- Comprehensive shutdown or warning on fault condition
- 3 phase Generator protections
 - Over-/under voltage
 - Over-/under frequency
 - Current/voltage asymmetry
 - Over current/overload
- 3 phase AMF function
 - Over-/under frequency
 - Over-/under voltage
 - Voltage asymmetry
- Configurable analog inputs
- Battery voltage, engine speed (pick-up) measurement
- Configurable programmable binary inputs and outputs
- Warm-up and cooling functions
- Generator C.B. and Mains C.B. control with feedback and return timer
- RS232 interface
- Modem communication support
- Hours counter
- Sealed to Ip65
- Event log

Benefits

- Less wiring and components
- Integrated solution
- Less engineering and programming
- User friendly set-up and button layout
- Module can be configured to suit individual applications
- PC software for simplified configuration
- Wide range of communication capabilities

Operation conditions

- Operation temp: -20 °C to + 70 °C
- Storage temp: -30 °C to + 80 °C
- Operating humidity: 95% w/o condensation
- Vibration : 5-25Hz, ± 1.6 mm
5-100Hz, a=4g
- Shocks: a= 500m/s²

Options

- Ethernet interface (Remote monitoring and control)
- GSM modem/wireless internet (Remote monitoring and control)
- RS232-RS485 Dual port interface
- Synchronizing control panel
- Distribution board with sockets kit and power busbar
- Battery trickle charge ammeter
- Earth leakage protection
- Earth fault protection
- Low fuel level alarm
- Low fuel level shutdown
- High fuel level alarm
- Fuel transfer system control
- Low coolant level shutdown
- High lube oil temp shutdown
- Overload via alarm switch on breaker
- Engine coolant heater controls
- Control panel heater
- Speed adjust switch
- Oil temp displayed on LCD screen
- Additional 8 inputs and outputs