


CU500D6 | INDUSTRIAL RANGE POWERED BY CUMMINS



POWER DEFINITION

PRP: Prime Power is available for an unlimited number of annual operating hours in variable load applications, in accordance with ISO 8528-1.

ESP: The standby power rating is applicable for supplying emergency power in variable load applications in accordance with ISO 8528-1. Overload is not allowed

TERMS OF USE

According to the standard, the nominal power assigned by the genset is given for 25 ° C Air Inlet Temperature, of a barometric pressure of 100 kPa (100 m A.S.L), and 30 % relative humidity. For particular conditions in your installation, refer to the derating table.


TERMS OF USE

For the generating sets used indoor, where the acoustic pressure levels depends on the installation conditions, it is not possible to specify the ambient noise level in the exploitation and maintenance instructions.

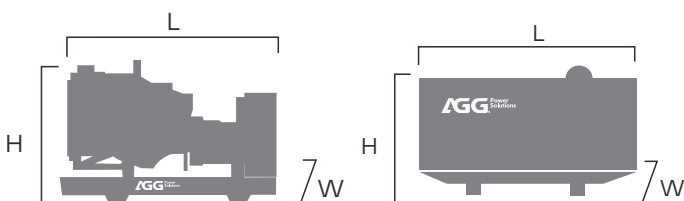
You will also find in our exploitation and maintenance instructions a warning concerning the air noise dangers and the need to implement appropriated preventive measures.

SERVICE		PRP	EPS
POWER	kVA	450	500
POWER	kW	360	400
RATED SPEED	r.p.m	1800	
STANDARD VOLTAGE	V	220/127	
AVAILABLE VOLTAGES	V	TBD	
RATED AT POWER FACTOR	Cos Phi	0.8	

Generator Specification



Weight And Dimensions



Dimension		Open	Silent
Length(L)	mm	3190	4715
Width(W)	mm	1385	1650
Height(H)	mm	2200	2535
Net Weight	Kg	3715	5410
Fuel Tank	L	920	930



Engine Specifications

General Engine Data	
Engine brand	CUMMINS
Engine ref.	KTA19G2
Engine type	4-stroke diesel
Governor type	Electronic
Injection	Direct
Aspiration	Turbocharged and Aftercooled
Number of cylinders and arrangement	6-L
Bore and stroke	mm 159*159
Displacement	L 14.0
Cooling system	Water-cooled

General Engine Data	
Lube oil consumption with full load	0.5%-1% of fuel consumption
Compression Ratio	14.5:1
Engine oil capacity	L 50.0
Total coolant capacity	L 20.8+
Air Filter	Type Dry

Fuel	
Consumption @ 100% load ESP	L/H 91.0
Consumption @ 100% load PRP	L/H 83.0
Consumption @ 75% load PRP	L/H 64.0
Consumption @ 50% load PRP	L/H 46.0



- Diesel engine
- 4-stroke cycle
- Water-cooled
- 12V electrical system
- Water separator filter
- Dry air filter
- Radiator with pusher fan
- Electronic governor
- Hot parts protection
- Moving parts protection
- Water jacked heater (Optional)
- Radiator water level sensor (Optional)
- Oil heater (Optional)
- Heavy duty air filter (Optional)

Alternator Specifications

Alternator Specifications	
Number of phase	3
Power factor (Cos Phi)	0.8
Poles	4
Winding Connections (standard)	Star-serie
Insulation	H class
Enclosure(according IEC-34-5)	IP23

Alternator Specifications	
Excitation system	Self-excited, brushless
Voltage regulator	AVR (Electronic)
No. of bearings	Single bearing
Coupling system	Flexible disc
Coating type	Standard (Vacuum impregnation)



- Self-excited and self-regulated
- IP23 protection
- H class insulation
- Alternator pre-heater (Optional)
- Winding temp. measuring instrument (Optional)
- PMG/AREP/MAUX (Optional)

Application Data

Fuel system

Fuel oil specifications		Diesel
Standard fuel tank capacity (Open)	L	920
Standard fuel tank capacity (Silent)	L	930

Air system

Intake air flow	L/s	623
Cooling air flow	m ³ /s	TBD

Exhaust system

Maximum exhaust temperature	°C	513
Exhaust gas flow	L/s	1699
Maximum allowed back pressure	kPa	10

Starting System

Starting power	kW	8.5
Recommended batter	Ah	120
Number of Batteries		2
Auxiliary voltage	Vdc	24

Genset version

- Steel chasis
- Emergency stop button
- Anti-vibration shock absorbers
- Trailer type (Optional)
- Chassis with integrated fuel tank
- Fuel level gauge
- High mechanical strength
- Epoxy polyester powder coating
- Fuel tank drain plug
- Steel residential silencer - 20dbA attenuation
- Battery charger
- Stackable canopy design

This document is not contractual - The AGG company reserves the right to modify any of the characteristics stated in this document without notice, in a constant effort to improve the quality of its products. *ISO 8528. .

AGG Power gensets are compliant with ISO 9001 and CE standard, which include the following directives:

·2006/42/EC Machinery safety.

·2006/95/EC Low voltage

·EN 60204-1: 2006+A1: 2009, EN ISO 12100: 2010, EN ISO 13849-1: 2008, EN 12601 : 2010

Standard reference Conditions

Ambient conditions of reference according to ISO 8528-1:2018 normative: 1000 mbar, 25°C, 30% relative humidity.

Weights and dimensions based on standard products. Illustrations may include optional equipment.

Technical data described in this catalogue correspond to the available information at the moment of printing.

Control Panel Data

Features of the Control Panel	Basic Model (Standard)	Advanced Model (Optional)
• Voltage between phases	○	○
• Voltage between neutral and phase	○	○
• Current intensities	○	○
• Frequency	○	○
• Apparent power (Kva)	○	○
• Active power (Kw)	○	○
• Reactive power (kVAr)	○	○
• Power factor	○	○
• Emergency stop	○	○
• Binary inputs	6/6	7/7
• Analog inputs	3	3
• 2x10A Current outputs	○	—
• I/O Configuration	○/○	○/○
• D+ Function	○	○
• Speed sensor	○	○
• Amf/Mrs	○/○	○/○
• GCB/MCB	○/○	○/○
• 3ph voltage measurement Gen./Mains	○/○	○/○
• 3ph current measurement	○	○
• kW/kWh/Kva	○	○
• Engine reading	○	○
• Engine protection	○	○
• Alternator protection	○	○
• Earth current protection	—	*
• History file	150	350
• RTC/Battery	○/—	○/○
• PLC	—	—
• 4G	*	—
• Airgate	—	*
• ECU CAN	○	○
• MODBUS	*	*
• MODBUS IP	*	*
• SNMP	—	*
• SNMP TRAPS	—	—
• RS232	*	*
• RS485	*	*
• GSM/GPRS modem	*	*
• Remote screen	*	*
• Software for PC	*	*
Standard : ○	Optional : *	Not Available : —

AGG UK | AGG China | AGG USA | AGG UAE

info@aggpower.com | www.aggpower.com

 Follow us @ AGGPOWER

 Follow us @facebook.com/aggpowergroup

 Follow us @linkedin.com/company/agg-power