

Model: V757D6

Powered by VOLVO



Generator Specification

Service	PRP ⁽¹⁾	ESP ⁽²⁾
Power (kVA)	687	757
Power (kW)	550	606
Rated speed (r.p.m)	1800	
Standard voltage (V)	400/230V	
Rated at power factor(cos phi)	0.8	



AGG Power gensets are compliant with ISO 9001 and CE standard, which include the following directives:

- 2006/42/EC Machinery safety.
- 2006/95/EC Low voltage
- EN 60204-1: 2006+A1: 2009, EN ISO 12100: 2010, EN ISO 13849-1: 2008, EN 12601 : 2010

(1) PRP (Prime Power):

According to ISO8528-1, prime power is the maximum power available during a variable power sequence, which may be run for an unlimited number of hours per year, between stated maintenance intervals. The permissible average power output during at 24 hours period shall not exceed 80% of the prime power. 10% overload available for governing purposes only.

(2) ESP (Standby Power):

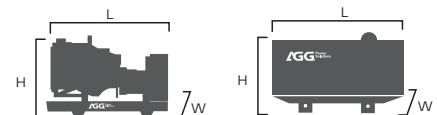
According to ISO 8528-1, It is defined as the maximum power available, under the agreed operating conditions, for which the generating set is capable of delivering for up to 500 hours of operation per year (of which no more than 300 hours for continuative use) with the maintenance intervals and procedures being carried out as prescribed by the manufacturers. No overload capability is available.

Powers Voltage (V)	ESP		PRP		Standby Amps
	KVA	KW	KVA	KW	
415/240	757	606	687	550	1053.1
400/230	757	606	687	550	1092.6
380/220	757	606	687	550	1150.1

Performance Data		
Model	V757D6	
Engine brand	Volvo	
Engine model	TAD1643GE	
Speed control type	ECM	
Phase	3	
Control system	Digital	
Starter motor voltage	24V	
Frequency	60HZ	
Engine speed (RPM)	1800	
Fuel Consumption (g/kwh)	100% standby power	199
	100% prime power	200
	75% prime power	196
	50% prime power	197

Standard reference Conditions

Note: Standard reference condition 25°C (77°F) air inlet temp, 100m(328ft) A.S.L 30% relative humidity. Fuel consumption dat with diesel fuel with specific gravity of 0.85 and conforming to BS 2869: 1998 , Class A2



Dimension and Weight	Open	Silent
Dimension		
Length (L)	3055mm	4912mm
Width (W)	1380 mm	1600mm
Height (H)	2220mm	2465mm
Net Weight	4325KG	5423KG
Fuel Tank (L)	1000 L	780L

■ Engine Specification: TAD1643GE

General data	
No. of cylinders	6
Cylinder arrangement	In-line
Cycle	4 stroke
Displacement	16 L
Bore	144 mm
Stroke	165 mm
Compression ratio	16.5:1
Dry weight-engine only	1700 kg
Dry weight-include cooling system	2200 kg
Wet weight-engine only	1770 kg
Wet weight-Genpac	2370 kg

Cooling system	
Heat rejection radiation from engine at	
- standby power	26 kW
- prime power	23 kW
Heat engine rejection to coolant at	
- standby power	215 kW
- prime power	203 kW
Fan power consumption	17 kW
Fan drive ratio	1.04:1
Coolant capacity-engine	33 L
Coolant capacity-std radiator	60 L
Coolant pump(drive/ratio)	1.85:1
Coolant flow with standard system	4.8 L/S
Minimum coolant flow	NA
Max. out circuit restriction	NA
Thermostat-start to open	82 °C
Thermostat-fully open	92°C
Max. static pressure head	100 kPA
Min. static pressure head	70 kPA
Standard pressure cap setting	75 kPA
Max. top tank temp	103 °C

Inlet / Exhaust Data	
Max. intake restriction	5 kPA
Heat rejection to exhaust	
- standby power	463kW
- prime power	415 kW
Exhaust gas temp after turbine at	
- standby power	463°C
- prime power	450 °C
Max. back pressure in exhaust line	10 kPA
Exhaust gas flow at:	
- standby power	111.8m ³ /min
- prime power	101.6 m ³ /min

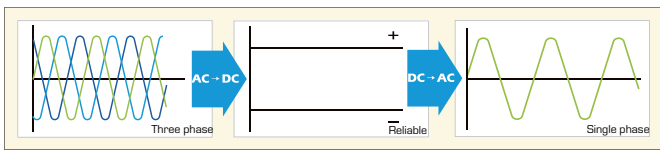
Fuel system	
System supply flow	190 L/H
Fuel supply line max. restriction	10 kPA
Fuel supply line max pressure	0 kPA
System return flow	25L/H
Fuel return line max restriction	20 kPA
Max. allowable inlet fuel temp	60 °C

Lubrication system	
Oil consumption	
- standby power	0.1 L/H
- prime power	0.1 L/H
Oil system capacity-include filters	48 L
Oil sump capacity-max.	42 L
Oil sump capacity- min.	32 L
Oil change intervals	600 H
Oil pressure at rated speed	300-650 kPA
Lubrication oil temp in oil sump	130°C
Oil filter micron size	0.04mm

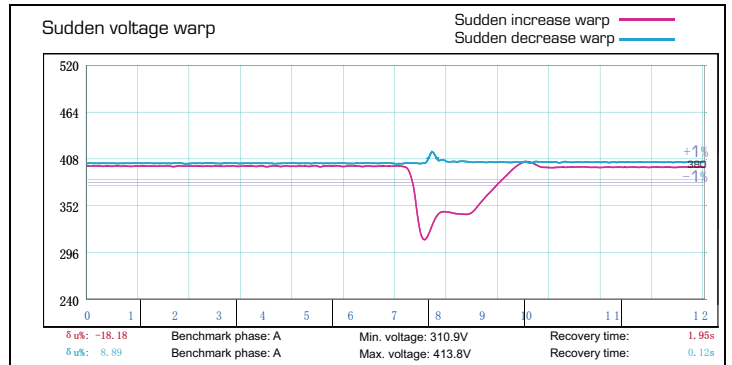
Electrical system	
Voltage	24 V
Alternator make/output	80 Amp
Starter motor	7 kW

■ Alternator Specification

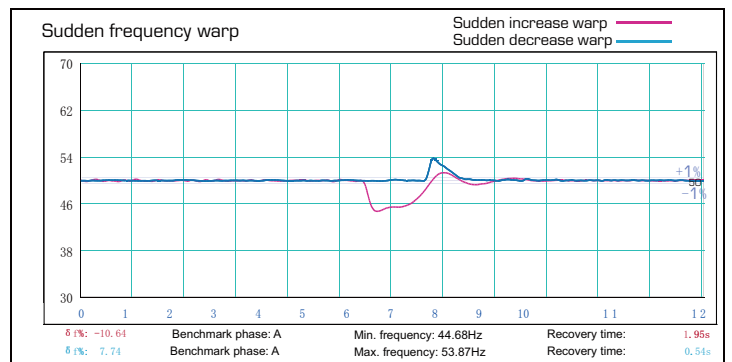
Alternator	
Number of phase	3
Power factor (Cos Phi)	0.8
Poles	4
Winding Connections (standard)	Star-serie
Terminals	12
Insulation type	H class
Winding Pitch	2/3
IP rating	IP23
Excitation system	Self-excited
Bearing	Single bearing
Coating	Vacuum impregnation
Voltage regulator	A.V.R
Couping	Flexible disc



Emergency voltage curve



Emergency frequency curve



■ Options

Engine	Alternator	Generator Sets	Fuel System
<ul style="list-style-type: none"> Water Jacket Pre-heater Fuel heater 	<ul style="list-style-type: none"> Winding Temp measuring Instrument Alternator Pre-heater PMG Anti-damp and anti-corrosion treatment Anti-condensation heater Winding and bearing RTD 	<ul style="list-style-type: none"> Tools with the machine Extended range fuel tank Bunded fuel tank 	<ul style="list-style-type: none"> Low fuel level alarm Automatic fuel feeding system Fuel T-valves
Canopy	Lub oil system	Cooling System	Control Panel
<ul style="list-style-type: none"> Rental type Canopy Trailer 	<ul style="list-style-type: none"> Oil Pre-heater Oil temp sensor 	<ul style="list-style-type: none"> Front heat protection 	<ul style="list-style-type: none"> Remote control panel ATS Synchronizing controller Adjustable earth leakage relay

Control Panel

Configuration

- Emergency stop button
- Protection MCB
- Battery charger
- Integrated aviation plug
- ATS connection
- Digital control module

Features

- 3 phase generator set monitoring
- Support of engines equipped with electronic control unit
- Comprehensive diagnostic message
- Automatic or manual start/stop of the gensets
- Push buttons for simple control, lamp test
- Graphic back-lit LCD display
- Parameters adjustable via keyboard or PC
- Mains measurements (50HZ/60HZ)
- Generator measurements (50HZ/60HZ)
- Comprehensive shutdown or warning on fault condition
- 3 phase Generator protections
 - Over-/under voltage
 - Over-/under frequency
 - Current/voltage asymmetry
 - Over current/overload
- 3 phase AMF function
 - Over-/under frequency
 - Over-/under voltage
 - Voltage asymmetry
- Configurable analog inputs
- Battery voltage, engine speed (pick-up) measurement
- Configurable programmable binary inputs and outputs
- Warm-up and cooling functions
- Generator C.B. and Mains C.B. control with feedback and return timer
- RS232 interface
- Modem communication support
- Hours counter
- Sealed to Ip65
- Event log

Benefits

- Less wiring and components
- Integrated solution
- Less engineering and programming
- User friendly set-up and button layout
- Module can be configured to suit individual applications
- PC software for simplified configuration
- Wide range of communication capabilities

Operation conditions

- Operation temp: -20 °C to + 70 °C
- Storage temp: -30 °C to + 80 °C
- Operating humidity: 95% w/o condensation
- Vibration : 5-25Hz, ±1.6 mm
5-100Hz, a=4g
- Shocks: a= 500m/s²

Options

- Ethernet interface (Remote monitoring and control)
- GSM modem/wireless internet (Remote monitoring and control)
- RS232-RS485 Dual port interface
- Synchronizing control panel
- Distribution board with sockets kit and power busbar
- Battery trickle charge ammeter
- Earth leakage protection
- Earth fault protection
- Low fuel level alarm
- Low fuel level shutdown
- High fuel level alarm
- Fuel transfer system control
- Low coolant level shutdown
- High lube oil temp shutdown
- Overload via alarm switch on breaker
- Engine coolant heater controls
- Control panel heater
- Speed adjust switch
- Oil temp displayed on LCD screen
- Additional 8 inputs and outputs