

Model: C625D6

Powered by CUMMINS



Generator Specification

Service	PRP ⁽¹⁾	ESP ⁽²⁾
Power (kVA)	563	625
Power (kW)	450	500
Rated speed (r.p.m)	1800	
Standard voltage (V)	220/127V. 440/254V	
Rated at power factor(cos phi)	0.8	



AGG Power gensets are compliant with ISO 9001 and CE standard, which include the following directives:

- 2006/42/EC Machinery safety.
- 2006/95/EC Low voltage
- EN 60204-1: 2006+A1: 2009, EN ISO 12100: 2010, EN ISO 13849-1: 2008, EN 12601 : 2010

(1) PRP (Prime Power):

According to ISO8528-1, prime power is the maximum power available during a variable power sequence, which may be run for an unlimited number of hours per year, between stated maintenance intervals. The permissible average power output during at 24 hours period shall not exceed 80% of the prime power. 10% overload available for governing purposes only.

(2) ESP (Standby Power):

According to ISO 8528-1, It is defined as the maximum power available, under the agreed operating conditions, for which the generating set is capable of delivering for up to 500 hours of operation per year (of which no more than 300 hours for continuative use) with the maintenance intervals and procedures being carried out as prescribed by the manufacturers. No overload capability is available.

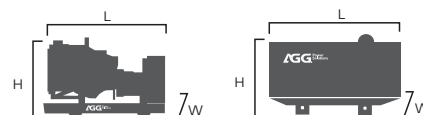
Powers Voltage (V)	ESP KVA	ESP KW	PRP KVA	PRP KW	Standby Amps
480/277	625	500	563	450	751.8
440/254	625	500	563	450	820.1
380/220	625	500	563	450	949.6
220/127	625	500	563	450	1640.2
230/133	625	500	563	450	1568.9

Performance Data

Model	C625D6	
Engine brand	Cummins	
Engine model	KTA19G3A	
Speed control type	Electronic	
Phase	3	
Control system	Digital	
Starter motor voltage	24V	
Frequency	60HZ	
Engine speed (RPM)	1800	
Fuel Consumption (L/H)	100% standby power	135.6
	100% prime power	122.4
	75% prime power	93.8
	50% prime power	66.3

Standard reference Conditions

Note: Standard reference condition 25°C (77°F) air inlet temp, 100m(328ft) A.S.L 30% relative humidity. Fuel consumption dat with diesel fuel with specific gravity of 0.85 and conforming to BS 2869: 1998 , Class A2



Dimension and Weight

Dimension	Open	Silent
Length (L)	3360mm	4912mm
Width (W)	1560mm	1850mm
Height (H)	2195mm	2532mm
Net Weight	2874KG	5611KG
Fuel Tank (L)	960	1100

■ Engine Specification: KTA19G3A

Basic technical data

No. of cylinders	6
Cylinder arrangement	In-line
Cycle	4 stroke
Induction system	Turbocharged & Aftercooled
Compression ratio	13.9:1
Bore	159mm
Stroke	159mm
Displacement	19L
Engine idle speed	/
Approximate engine weight	1690kg

Cooling system

Coolant capacity-engine	23L
Maximum coolant friction head external to engine:	
-1800 rpm	68.9KPA
-1500 rpm	68.9KPA
Maximum static head of coolant above engine crank centerline	/
Standard Thermostat (Modulating) Range	82 - 93°C
Minimum Pressure Cap	/
Maximum Top Tank Temperature for Standby / Prime Power	104 / 100°C

Fuel system

Injection system	Cummins PT
Governor type	Electronic
Maximum restriction at lift pump	/
Maximum fuel inlet temperature	/
Total drain flow (constant for all loads)	/

Air intake system

Maximum intake air restriction with heavy duty air cleaner:

-Dirty element	/
-Clean element	15 in H ₂ O

Lubrication system

Engine oil pressure for engine protection devices:

— Idle speed(Minimum)	138kPa
— Governed speed(Maximum)	345-483kPa

Maximum oil temperature	121 °C
-------------------------	--------

Minimum required lube system capacity-sump plus filters	/
---	---

Electrical system

Cranking motor (Heavy duty, positive engagement

24V

Battery charging system,

negative ground 35 ampere

Maximum allowable resistance of cranking circuit

0.002 ohm

Minimum recommended battery

capacity- cold soak 900 CCA

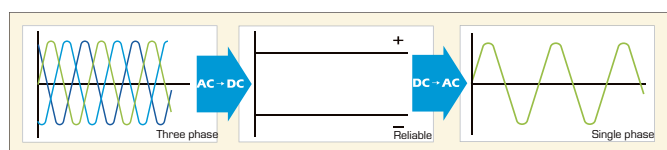
General installation

Prime power

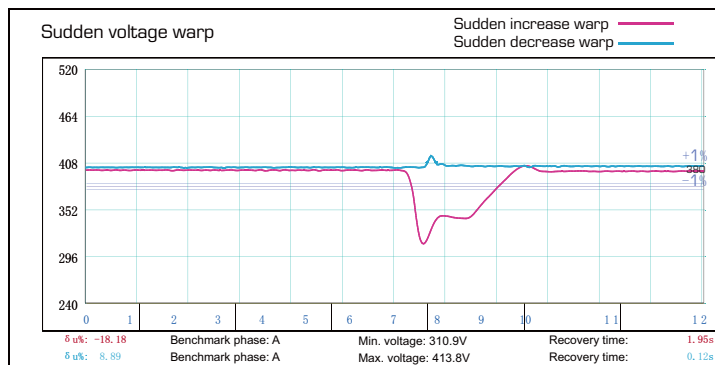
Gross engine power output	504kw
Piston speed	TBD
Friction horsepower	62 kW
Engine water flow to engine	TBD
Intake air flow	687 l/sec
Exhaust gas flow	TBD
Exhaust gas temperature	TBD
Radiated heat to ambient	TBD
Heat rejection to coolant	TBD
Heat rejection to fuel	TBD

■ Alternator Specification

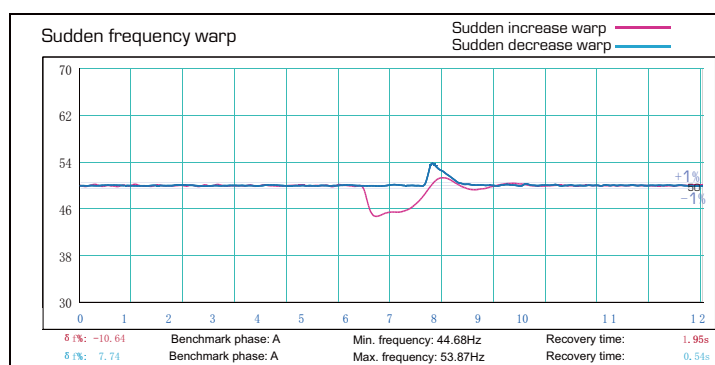
Alternator	
Number of phase	3
Power factor (Cos Phi)	0.8
Poles	4
Winding Connections (standard)	Star-serie
Terminals	12
Insulation type	H class
Winding Pitch	2/3
IP rating	IP23
Excitation system	Self-excited
Bearing	Single bearing
Coating	Vacuum impregnation
Voltage regulator	A.V.R
Couping	Flexible disc



Emergency voltage curve



Emergency frequency curve



■ Options

Engine	Alternator	Generator Sets	Fuel System
<ul style="list-style-type: none"> Water Jacket Pre-heater Fuel heater 	<ul style="list-style-type: none"> Winding Temp measuring Instrument Alternator Pre-heater PMG Anti-damp and anti-corrosion treatment Anti-condensation heater Winding and bearing RTD 	<ul style="list-style-type: none"> Tools with the machine Extended range fuel tank Bunded fuel tank 	<ul style="list-style-type: none"> Low fuel level alarm Automatic fuel feeding system Fuel T-valves
Canopy	Lub oil system	Cooling System	Control Panel
<ul style="list-style-type: none"> Rental type Canopy Trailer 	<ul style="list-style-type: none"> Oil Pre-heater Oil temp sensor 	<ul style="list-style-type: none"> Front heat protection 	<ul style="list-style-type: none"> Remote control panel ATS Synchronizing controller Adjustable earth leakage relay

■ Control Panel

Configuration

- Emergency stop button
- Protection MCB
- Battery charger
- Integrated aviation plug
- ATS connection
- Digital control module

Features

- 3 phase generator set monitoring
- Support of engines equipped with electronic control unit
- Comprehensive diagnostic message
- Automatic or manual start/stop of the gensets
- Push buttons for simple control, lamp test
- Graphic back-lit LCD display
- Parameters adjustable via keyboard or PC
- Mains measurements (50HZ/60HZ)
- Generator measurements (50HZ/60HZ)
- Comprehensive shutdown or warning on fault condition
- 3 phase Generator protections
 - Over-/under voltage
 - Over-/under frequency
 - Current/voltage asymmetry
 - Over current/overload
- 3 phase AMF function
 - Over-/under frequency
 - Over-/under voltage
 - Voltage asymmetry
- Configurable analog inputs
- Battery voltage, engine speed (pick-up) measurement
- Configurable programmable binary inputs and outputs
- Warm-up and cooling functions
- Generator C.B. and Mains C.B. control with feedback and return timer
- RS232 interface
- Modem communication support
- Hours counter
- Sealed to Ip65
- Event log

Benefits

- Less wiring and components
- Integrated solution
- Less engineering and programming
- User friendly set-up and button layout
- Module can be configured to suit individual applications
- PC software for simplified configuration
- Wide range of communication capabilities

Operation conditions

- Operation temp: -20 °C to + 70 °C
- Storage temp: -30 °C to + 80 °C
- Operating humidity: 95% w/o condensation
- Vibration : 5-25Hz, ± 1.6 mm
5-100Hz, $a=4g$
- Shocks: $a= 500m/s^2$

Options

- Ethernet interface (Remote monitoring and control)
- GSM modem/wireless internet (Remote monitoring and control)
- RS232-RS485 Dual port interface
- Synchronizing control panel
- Distribution board with sockets kit and power busbar
- Battery trickle charge ammeter
- Earth leakage protection
- Earth fault protection
- Low fuel level alarm
- Low fuel level shutdown
- High fuel level alarm
- Fuel transfer system control
- Low coolant level shutdown
- High lube oil temp shutdown
- Overload via alarm switch on breaker
- Engine coolant heater controls
- Control panel heater
- Speed adjust switch
- Oil temp displayed on LCD screen
- Additional 8 inputs and outputs